

# Rectifiers, General Purpose

1.0 to 250 Amperes

50 to 1600 Volts

$I_O$ (AMPS)	1.0				
@ $T_A$ (°C)	75	75	55	100	100
$I_{FSM}$ (AMPS)	50	50	50	50	50
CASE	DO-41*		GPR-1A		DO-41 Glass
$V_{RRM}$ (VOLTS)					
50	1N4001	1N4001GPP**			
100	1N4002	1N4002GPP**			
200	1N4003	1N4003GPP**	1N4245	1N3611	1N4383
400	1N4004	1N4004GPP**	1N4246	1N3612	1N4384
600	1N4005	1N4005GPP**	1N4247	1N3613	1N4385
800	1N4006	1N4006GPP**	1N4248	1N3614	1N4585
1000	1N4007	1N4007GPP**	1N4249	1N3957	1N4586

$V_F$ MAX @ $I_F=I_O$	1.1V	1.1V	1.2V	1.0V	1.1V
-----------------------	------	------	------	------	------

$I_R$ MAX @ $V_{RRM}$	5.0mA	5.0mA	1.0mA	1.0mA	10mA
-----------------------	-------	-------	-------	-------	------

\* Also available in DO-41SP Case (0.6mm lead diameter) with Radial Tape and Reel (DO-41SP-RPCU), See pages 239 thru 240.

\*\* Device utilizes glass passivated chip for high reliability.

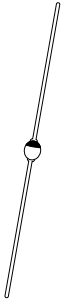

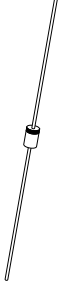
**Central**  
Semiconductor Corp.

www.centalsemi.com

(3-January 2008)

# Rectifiers, General Purpose

(Continued)

$I_O$ (AMPS)	1.0			1.5	
@ $T_A$ (°C)	75	55	75	70	75
$I_{FSM}$ (AMPS)	50	50	50	50	50
CASE	 GPR-1A			 DO-15**	 DO-41*
$V_{RRM}$ (VOLTS)					
50				1N5391**	
100			CPR1-010	1N5392**	CR1-010
200	1N5059	1N5614	CPR1-020	1N5393**	CR1-020
300				1N5394**	
400	1N5060	1N5616	CPR1-040	1N5395**	CR1-040
500				1N5396**	
600	1N5061	1N5618	CPR1-060	1N5397**	CR1-060
800	1N5062	1N5620	CPR1-080	1N5398**	CR1-080
1000		1N5622	CPR1-100	1N5399**	CR1-100
1200			CPR1-120		CR1-120

$V_F$ MAX @ $I_F=I_O$	1.2V	1.2V	1.1V	1.4V	1.1V
-----------------------	------	------	------	------	------

$I_R$ MAX @ $V_{RRM}$	5.0 $\mu$ A	0.5 $\mu$ A	5.0 $\mu$ A	10 $\mu$ A	5.0 $\mu$ A
-----------------------	-------------	-------------	-------------	------------	-------------

\* Also available in DO-41SP Case (0.6mm lead diameter) with Radial Tape and Reel (DO-41SP-RPCU), See pages 239 thru 240.

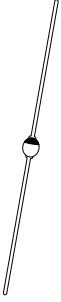


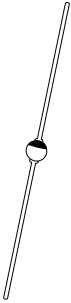
\*\* Available in DO-41 case on special order—just add DO-41 suffix to part number. ie: 1N5395 DO-41

(6-December 2004)

**Central**<sup>™</sup>  
Semiconductor Corp.  
www.centrasemi.com

# Rectifiers, General Purpose

(Continued)

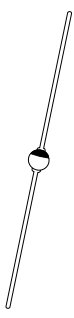
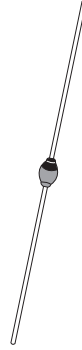


$I_O$ (AMPS)	2.0		3.0		
@ $T_A$ (°C)	75	50	75	55	75
$I_{FSM}$ (AMPS)	50	50	200	100	125
					
CASE	GPR-1A	DO-15	DO-201AD	GPR-3A	
$V_{RRM}$ (VOLTS)					
50			1N5400		
100	CPR2-010	CR2-010	1N5401		
200	CPR2-020	CR2-020	1N5402	1N5550	1N5624
300			1N5403		
400	CPR2-040	CR2-040	1N5404	1N5551	1N5625
500			1N5405		
600	CPR2-060	CR2-060	1N5406	1N5552	1N5626
800	CPR2-080	CR2-080	1N5407	1N5553	1N5627
1000	CPR2-100	CR2-100	1N5408	1N5554	
1200	CPR2-120	CR2-120			
1400		CR2-140			
1600		CR2-160			

$V_F$ MAX @ $I_F=I_O$	1.2V	1.1V	1.1V	1.1V	1.0V
-----------------------	------	------	------	------	------

$I_R$ MAX @ $V_{RRM}$	5.0 $\mu$ A	10 $\mu$ A	10 $\mu$ A	1.0 $\mu$ A	5.0 $\mu$ A
-----------------------	-------------	------------	------------	-------------	-------------

# Rectifiers, General Purpose

(Continued)

$I_O$ (AMPS)	3.0				5.0		6.0
@ $T_A$ (°C)	75	70	100	75	75	25	60
$I_{FSM}$ (AMPS)	125	100	200	200	200	200	400
CASE	 GPR-3A	 GPR-4AM	 DO-201AD			 CASE 106	
$V_{RRM}$ (VOLTS)							
50	–	–	CR3-005	CR3-005GPP*	–	–	–
100	CPR3-010	–	CR3-010	CR3-010GPP*	CR5-010	CR5-010GPP*	–
200	CPR3-020	CPR4-020	CR3-020	CR3-020GPP*	CR5-020	CR5-020GPP*	CR6A2GPP*
400	CPR3-040	CPR4-040	CR3-040	CR3-040GPP*	CR5-040	CR5-040GPP*	CR6A4GPP*
600	CPR3-060	CPR4-060	CR3-060	CR3-060GPP*	CR5-060	CR5-060GPP*	CR6A6GPP*
800	CPR3-080	–	CR3-080	CR3-080GPP*	CR5-080	CR5-080GPP*	CR6A8GPP*
1000	CPR3-100	–	CR3-100	CR3-100GPP*	CR5-100	CR5-100GPP*	CR6A10GPP*
1200	–	–	CR3-120	–	–	–	–
$V_F$ MAX @ $I_F=I_O$	1.1V	1.1V	1.1V	1.1V	1.2V	1.2V	1.0V
$I_R$ MAX @ $V_{RRM}$	5.0 $\mu$ A	1.0 $\mu$ A	10 $\mu$ A	5.0 $\mu$ A	5.0 $\mu$ A	5.0 $\mu$ A	10 $\mu$ A

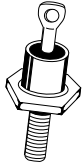

\* Device utilizes glass passivated chip for high reliability.

(20-August 2008)

**Central**<sup>™</sup>  
Semiconductor Corp.  
www.centalsemi.com

# Rectifiers, General Purpose

(Continued)

$I_O$ (AMPS)	12	16	20	40
@ $T_C$ (°C)	150	150	150	150
$I_{FSM}$ (AMPS)	300	325	350	800
CASE	 DO-4*		 DO-5*	
$V_{RRM}$ (VOLTS)				
100	CR12-010	CR16-010	CR20-010	CR40-010
200	CR12-020	CR16-020	CR20-020	CR40-020
400	CR12-040	CR16-040	CR20-040	CR40-040
600	CR12-060	CR16-060	CR20-060	CR40-060
800	CR12-080	CR16-080	CR20-080	CR40-080
1000	CR12-100	CR16-100	CR20-100	CR40-100
1200	CR12-120	CR16-120	CR20-120	CR40-120


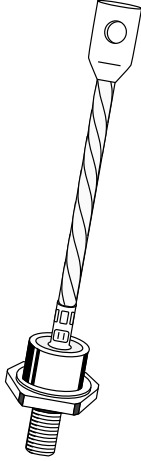
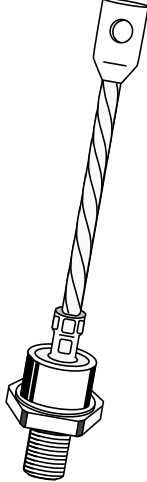
$V_F$ MAX @ $I_F = I_O$	1.1V	1.1V	1.1V	1.1V
-------------------------	------	------	------	------

$I_R$ MAX @ $V_{RRM}$	10 $\mu$ A	10 $\mu$ A	10 $\mu$ A	100 $\mu$ A
-----------------------	------------	------------	------------	-------------

\* Standard polarity is cathode to case. For reverse polarity add "R" suffix to part number.

# Rectifiers, General Purpose

(Continued)

$I_O$ (AMPS)	60	80	150	250
@ $T_C$ (°C)	150	150	150	150
$I_{FSM}$ (AMPS)	900	1500	3000	5000
CASE	 DO-5*		 DO-8*	 DO-9*
$V_{RRM}$ (VOLTS)				
100	CR60-010	CR80-010	CR150-010	CR250-010
200	CR60-020	CR80-020	CR150-020	CR250-020
400	CR60-040	CR80-040	CR150-040	CR250-040
600	CR60-060	CR80-060	CR150-060	CR250-060
800	CR60-080	CR80-080	CR150-080	CR250-080
1000	CR60-100	CR80-100	CR150-100	CR250-100
1200	CR60-120	CR80-120	CR150-120	CR250-120

$V_F$ MAX @ $I_F = I_O$	1.1V	1.2V	1.1V	1.1V
-------------------------	------	------	------	------

$I_R$ MAX @ $V_{RRM}$	100 $\mu$ A	100 $\mu$ A	1.0mA	2.0mA
-----------------------	-------------	-------------	-------	-------

\* Standard polarity is cathode to case. For reverse polarity add "R" suffix to part number.

(6-December 2004)

**Central**<sup>™</sup>  
Semiconductor Corp.  
www.centralsemi.com