
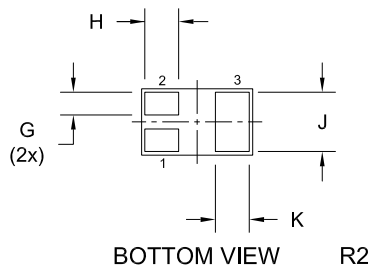
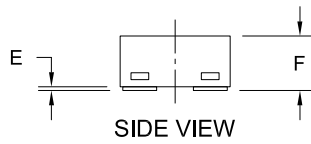
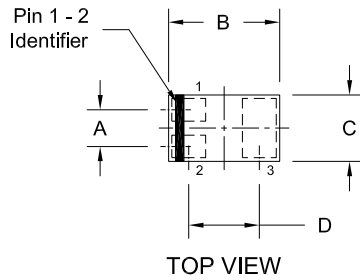


# Package Details

## SOT-883L Case



### Mechanical Drawing



DIMENSIONS				
SYMBOL	INCHES		MILLIMETERS	
	MIN	MAX	MIN	MAX
A	0.014		0.35	
B	0.037	0.041	0.95	1.05
C	0.022	0.026	0.55	0.65
D	0.026		0.65	
E	0.000	0.002	0.00	0.05
F	0.012	0.016	0.30	0.40
G	0.005	0.007	0.13	0.18
H	0.008	0.012	0.20	0.30
J	0.018	0.022	0.45	0.55
K	0.008	0.012	0.20	0.30

SOT-883L (REV:R2)

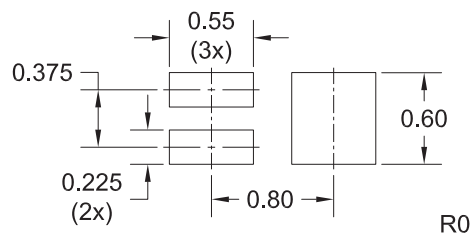
#### Part Marking:

Single Character Alpha/Numeric Code

#### Lead Code:

Reference individual device data sheet.

### Mounting Pad Geometry (Dimensions in mm)



R1 (4-March 2010)

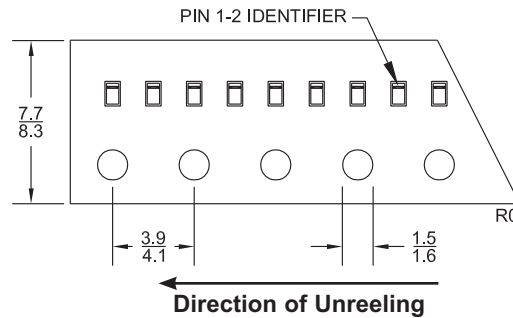
# Package Details

## SOT-883L Case



### Tape Dimensions and Orientation (Dimensions in mm)

Tape Width: 8mm



Devices are taped in accordance with Electronic Industries Association Standard EIA-481-1-A

### Packaging Base

7" Reel = 8,000 pcs.

### Reel Labeling Information

Each reel is labeled with the following information:

Central Part Number, Customer Part Number, Purchase Order Number, Quantity, Lot Number, Date Code, Ship Date and Marking Code.

### Reel Packing Information

Reel Size	Reels per Box (Maximum)	Parts per Box (Maximum)	Box Dimensions		Shipping Weight (Max.)	
			INCH	CM	LB	KG
7"	9	72,000	9x9x5	23x23x13	3	2
	18	144,000	9x9x9	23x23x23	6	3
	40	320,000	21x9x9	53x23x23	13	6
	108	864,000	27x9x17	69x23x43	34	16

### Ordering Information

- For devices taped and reeled on 7" reels, add TR suffix to part number.
- All SMDs are available in small quantities for prototype and manual placement applications.

R1 (4-March 2010)